

TRANSLATION

(1) **EU-Type Examination Certificate**  
**according to Module B Paragraph 6.1 of PPE Regulation (EU) 2016/425**

(2) Regulation of the European Parliament and of the Council of 9 March 2016 relating to personal protective equipment (PPE) - Regulation (EU) 2016/425

(3) No. of EU-Type Examination Certificate: **ZP/B116/24** replaces ZP/B159/19

(4) Product: **Anchor device type B, type: LUX-top® KCLICK II**

(5) Manufacturer: **ST QUADRAT Fall Protection S.A.**  
**11, rue Flaxweiler, 6776 GREVENMACHER / POT ASCHBERG, LUXEMBURG**

(6) Address: **ST QUADRAT Fall Protection S.A.**  
**45, rue Fuert, 5410 BEYREN, LUXEMBURG**

(7) Risk category: **III**

(8) The design and construction of this personal protective equipment and any acceptable variation thereto are specified in the appendix to this EU type-examination certificate.

(9) The certification body of DEKRA Testing and Certification GmbH, Notified Body No. 0158 according to Chapter V of Regulation (EU) 2016/425 of 9 March 2016, certifies that this personal protective equipment has been found to comply with the essential Health and Safety Requirements given in Annex II to the Regulation. The evaluation results are recorded in report PB 24-107. Other possibly applicable Union legislations applicable to the specified personal protective equipment have not been taken into account in this EU-type examination certificate.

(10) The essential Health and Safety Requirements are assured in consideration of

**DIN EN 795:2012**

**DIN CEN/TS 16415:2017**

(11) This EU type-examination certificate relates only to the design, examination and tests of the specified personal protective equipment in accordance to Regulation (EU) 2016/425. For category III personal protective equipment, this EU type-examination certificate may only be used in conjunction with one of the conformity assessment procedures referred to Article 19 (c).

(12) When applying the CE Marking according to Article 16 and 17 of Regulation (EU) 2016/425 to the products that conform to the types examined, the client is obliged to add, in accordance with the attached pattern, the identification number of the Notified Body engaged in the conformity assessment according to Module C2 or D.


Furthermore, the manufacturer is obliged to issue an EU declaration of conformity in accordance with Article 15 of Regulation (EU) 2016/425 and to enclose it with the personal protective equipment, or to indicate the Internet address in the manual and in the instructions in Annex II, point 1.4., at which the EU declaration of conformity can be accessed.

(13) This EU-Type Examination Certificate is valid until 2029-07-21

DEKRA Testing and Certification GmbH  
Bochum, 2024-07-22

Signed: Brumm  
Managing director

We confirm the correctness of the translation from the German original. In the case of arbitration only the German wording shall be valid and binding.



Managing director



## TRANSLATION

- (14) Appendix to
- (15) **EU-Type Examination Certificate  
ZP/B116/24**
- (16) 16.1 Subject and type  
Anchor device type B  
Type: LUX-top® KLICK II

### 16.2 Description

The anchor device of type LUX-top® KLICK II (Fig. 1-6) is used to simultaneously protect a maximum of two person against falls from a height.

The anchor device consists of a bolt Ø 13 mm equipped with two opposing balls in the shell which are used to lock and unlock the anchor device at the anchor sleeve provided for this purpose (Fig. 1). The bolt itself is locked and unlocked by actuating a spring push button which is mounted at the front of the anchor device. The anchor device is made of corrosion-resistant steel and fastened to the structure by means of an anchor sleeve with an external M24 thread; this sleeve is mounted to the structure before the anchor device is fastened to it (Fig. 3). As an alternative, the anchor sleeve can be combined with a concrete-cast sleeve (Fig. 2).

The sleeve is of a total length between 80 mm and 1000 mm and intended for being mounted to steel surfaces (Fig. 5), concrete surfaces of quality class C20/25 and higher or other brickwork of sufficient bearing strength (Fig. 4). Optionally, it can be assembled using a distancing bracket and appropriate concrete anchors (Fig. 6).

The user connects his personal protective equipment to the attachment eyelet to protect himself against falls from a height. The anchor device can be freely turned and is suitable for bearing loads which are exerted from any direction.



Fig. 1: Anchor device, type: LUX-top® KLICK II




Fig. 2: Anchor device, type: LUX-top® KLICK II, concrete-cast sleeve used for screwing in the anchor sleeve

TRANSLATION

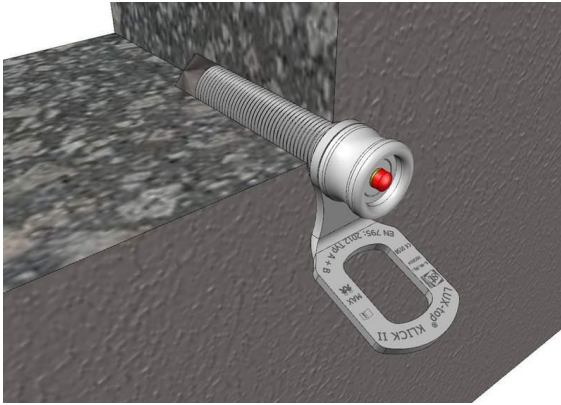


Fig. 3: Anchor device, type: LUX-top® KLICK II, assembly example with cemented anchor sleeve

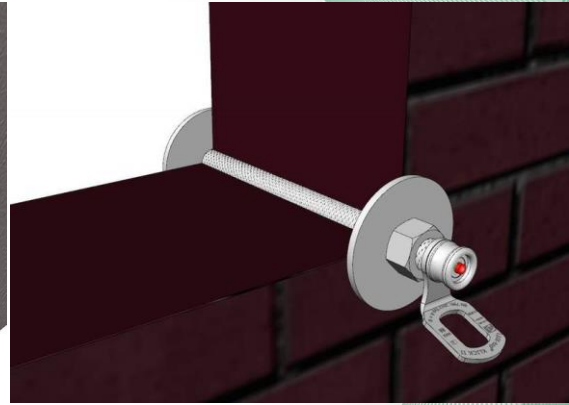


Fig. 4: Anchor device, type: LUX-top® KLICK II, assembly example at brickwork

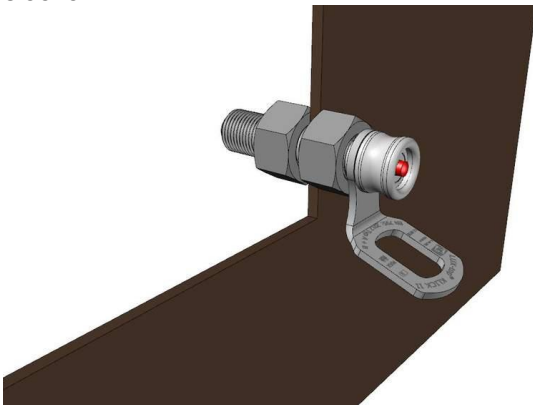


Fig. 5: Anchor device, type: LUX-top® KLICK II, assembly example in a steel construction

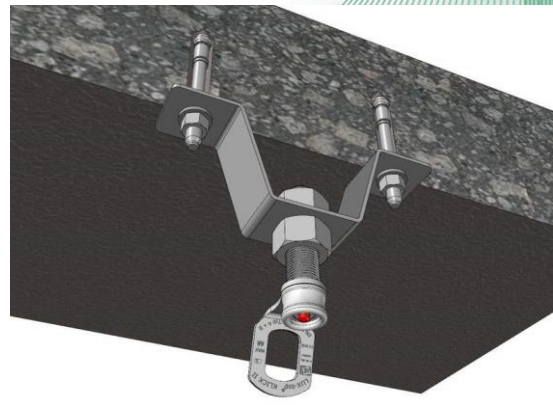


Fig. 6: Anchor device, type: LUX-top® KLICK II, distanced assembly using an anchor sleeve bolted to a distancing bracket

(17) Report

PB 24-107, 2024-07-22